

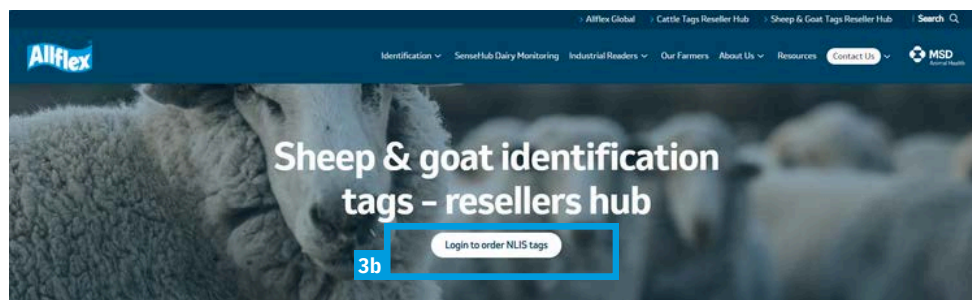
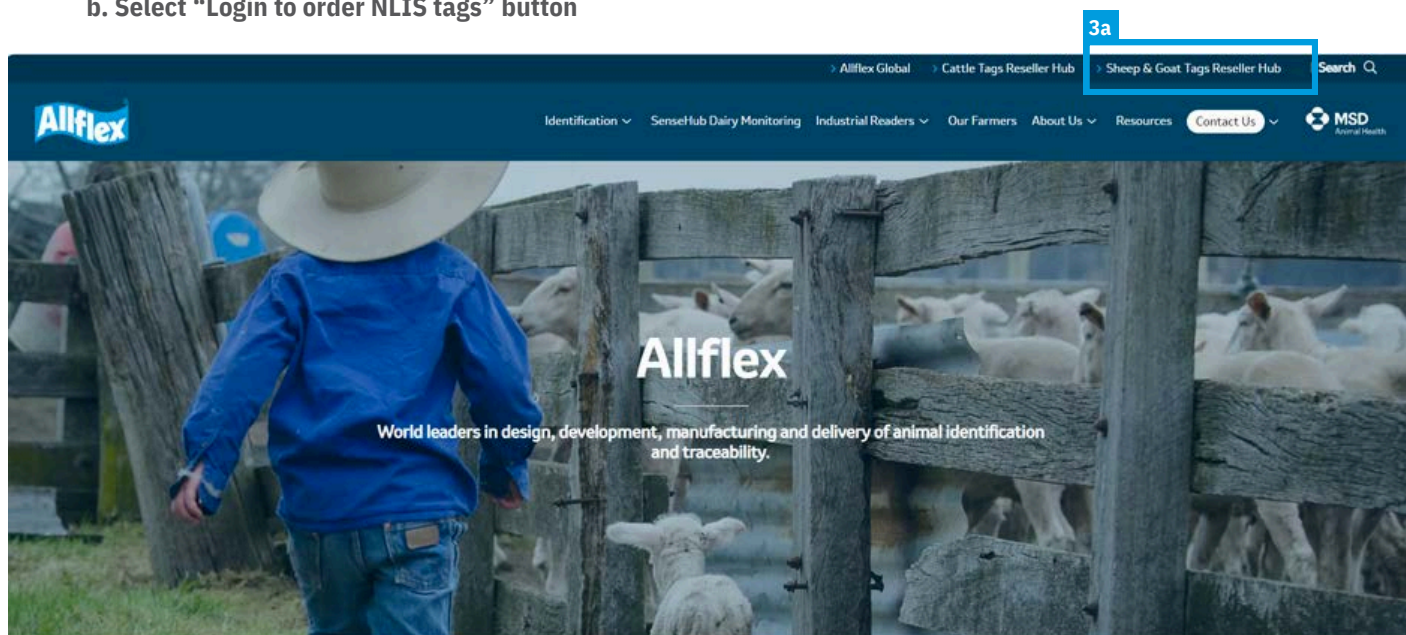
# Allflex® WEB Order System – Sheep and Goat RapID® Tags WESTERN AUSTRALIA



## Step 1

Accessing the Allflex Sheep and Goat RapID Tags online ordering tool

1. Open your preferred web browser.
2. Enter the following URL in the address bar: [allflex.com.au](http://allflex.com.au)
- 3 a. Select Sheep & Goat Tags Reseller Hub  
b. Select “Login to order NLIS tags” button



Welcome to our comprehensive page dedicated to all things related to sheep & goat tag ordering!

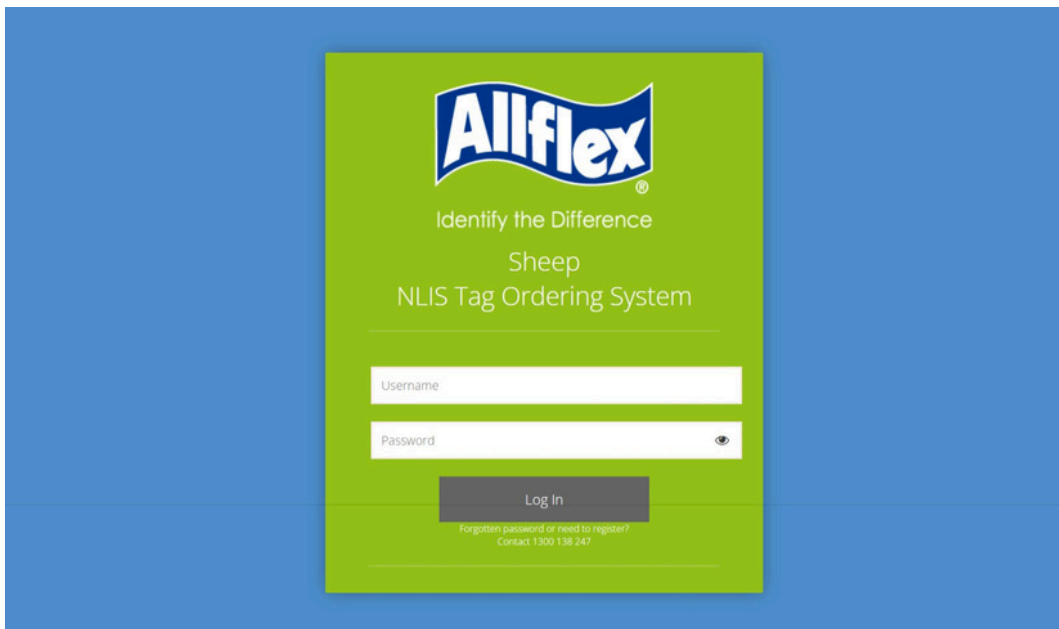
Contact our friendly Customer Care Team  
1300 138 247 | [www.allflex.com.au](http://www.allflex.com.au) | [allflexcs@msd.com](mailto:allflexcs@msd.com)



#### 4. Enter your Login ID and Password.

A Login ID and Password can be obtained by contacting Allflex Customer Care on 1300 138 247 or emailing [allflexcs@msd.com](mailto:allflexcs@msd.com).

First time users will be required to change their Password and add an email address so you can be contacted if there are any problems with your order.



#### 5. Change Password and add Email address/s.

#### 6. To create a new Order select Make Order.

User Details	
LOGIN NAME	TEST
OLD PASSWORD	<input type="password"/>
NEW PASSWORD	<input type="password"/>
RE-ENTER PASSWORD	<input type="password"/> <input type="button" value="Change Password"/>
FIRST NAME	Test
LAST NAME	User
EMAIL ADDRESS	test.user@email.com <input type="button" value="Change Details"/>

Once the Username and Password have been set the “Please enter Producer’s PIC” page will become the default page.

PROFILE | REPORTS | LOGOUT | WELCOME RURAL MERCH PTY LTD

### Please Enter Producer's PIC

PIC  OK

Note all prices are GST exclusive  
TEST0000 is a test PIC. Users can enter dummy web orders using this PIC. Orders for this PIC will not be downloaded from the website and processed by Allflex.

Contact our friendly Customer Care Team

1300 138 247 | [www.allflex.com.au](http://www.allflex.com.au) | [allflexcs@msd.com](mailto:allflexcs@msd.com)



# How to enter an NLIS Sheep & Goat RapID Tags Order.

1. To start the order entry sequence, enter the producer's PIC Number & select OK.

PROFILE | REPORTS | LOGOUT | WELCOME RURAL MERCHANT LTD

### Please Enter Producer's PIC

1

PIC  OK

NOTE: all prices are GST EXCLUSIVE  
TEST0000 is a test PIC. Users can enter dummy web orders using this PIC. Orders for this PIC will not be downloaded from the website and processed by Allflex.

2. Enter the Producer's Details, full first and last name required. (Orders with insufficient producer details will be held for verification). The Tag Bucket File will be emailed to the producer email address supplied.

HOW | WELCOME Test U

### Producer & Delivery Details

Farm Details

\*PLEASE UPDATE DETAILS WHEN REQUIRED\*

Farm PIC TEST0000

2

Farm Contact Phone Number

Full Name John TEST \*

Address 1 TEST Road \*

Address 2 TEST

Town/Suburb and State Capalaba QLD \*

Postcode 4157 \*

Email Farmer@email.com \*

Mobile Number Farmer mobile / landline \*

3

Delivery Address

Delivery Name A Merchandise Store \*

Address 1 3 Town street \*

Address 2

Suburb and State Town NSW \*

Postcode 1234 \*

4

Order Details

User Email Address first.lastname@email.com  
NOTE: required for order status notification

Rural Land Protection Board R LHUN - HUNTER RLPB  OK

3. Delivery address will default to the Merchant Store address. Delivery details can be amended for orders being shipped to a different location, e.g. Direct to the Producer.
4. Update email address. Allflex will email you using this contact information if there is a problem with the order. Select OK.

5. Select RapID Tags Sheep or RapID Tags Goat. Select OK.

**Select Tag Type**

VISUAL NLIS SHEEP & GOAT TAGS

- FlexTag

**5** RFID NLIS SHEEP TAGS & GOAT TAGS

- Rapid Tag Sheep
- Rapid Tag Goat
- LIGHTWEIGHT TAMPERPROOF TAG: Sheep
- LIGHTWEIGHT TAMPERPROOF TAG: Goat

GOAT TWO PIECE TAG COMBINATIONS - NLIS Accredited for Rangeland, Farm & Fibre Goats Only

- Small and Button
- Mini and Mini

OK

The online order system will guide the user through the marking options for the Allflex NLIS RapID Tags.

6. Select NLIS official Marking on Male or Female Side. Select OK.

Which Tag has Official Markings RAPID\_SHEEP

- Male Side
- Female Side

BACK OK

7. Select a Symbol if required or select Standard Marking if no symbols are required. Select OK.

**Select Tag Markings**

Normal, Vaccinated, Terminal, or Scabbie Guarded Tags RAPID\_SHEEP>MALE

- Standard Marking
- Marked with vaccinated symbol
- Marked with terminal symbol
- Marked with scabbie guarded symbol

BACK OK



8. Select Custom Marking requirements for Non-Official Side. If no Custom Marking is required, select Do Not Remove Marking option. Select OK.

### Select Tag Markings

What to Mark on Non-Official Side		RAPID_SHEEP>MALE>NORMAL
<input type="radio"/> Do Not Remove		
<input type="radio"/> Management Number		
<input type="radio"/> Text - 1 line		
<input type="radio"/> Text - 2 lines		
<input type="radio"/> Text over Management Number		
<input type="radio"/> Lamb Plan/ Merino Select tag number		
<input type="radio"/> Brand Only		
<input type="radio"/> Brand over Management Number		
<input type="radio"/> Brand Over Text		

9. Select Colour required from the Drop-down list.

10. Select NLIS serial Number.

- **Autoflow** – NLIS serial number will Autoflow on from previous NLIS sheep Tag Order. Add required quantity. **Specify**
- **Start Number** – Add a Prefix if required. Add Start Number and quantity if sequential numbering is required.
- **Select Numbers** – Add a Prefix if required. Add selected numbers (comma separated miscellaneous numbers or hyphen separated number ranges). The total quantity of Selected Numbers will be calculated automatically.

### Rapid Tags

<b>9</b>	Color: Black (2024)	
Non Official Marking: Management number		
<b>OFFICIAL SIDE MARKING: NLIS SERIAL NUMBER</b>		
<input type="radio"/>	Auto flow on. (nb: not available if optional prefix is required)	quantity: <input type="text"/> *NOTE: Qty of RapID tag must be in multiples of 20
<input type="radio"/>	specify start number	Prefix (optional): <input type="text"/> start number: <input type="text"/> quantity: <input type="text"/>
<input type="radio"/>	Select numbers (put numbers as comma separated numbers. eg. 2-10,21,50-60)	Prefix (optional): <input type="text"/> numbers: <input type="text"/>
<b>NON-OFFICIAL SIDE MARKING: MANAGEMENT NUMBER</b>		
Management number	<input type="radio"/> Same as NLIS Serial Number	
	<input type="radio"/> Specify management start number	Prefix (optional): <input type="text"/> * (Max 12 Char) Start number: <input type="text"/> * (Max 12 Char)
NB..Please call Allflex when preceding zero required on tags e.g.: 0001-0500		
<input type="button" value="Order"/>		<input type="button" value="Cancel"/>

11. Confirm NON-OFFICIAL side making requirements (refer to NON-OFFICIAL side marking options on page 6 Select Order to Continue.

# Non-Official Side Marking Options

DO NOT REMOVE – no additional information required

**NON-OFFICIAL SIDE MARKING: DO NOT REMOVE**

"Do Not Remove" will be printed on NON-OFFICIAL SIDE

## Management Number options:

- Same as Serial Number – NLIS Serial Number will be printed
- Specify Management Start Number – Add prefix & start number, when different to the NLIS Serial Number

**NON-OFFICIAL SIDE MARKING: MANAGEMENT NUMBER**

Management number	<input type="radio"/>	Same as NLIS Serial Number	
	<input type="radio"/>	Specify management start number	Prefix (optional) <input type="text"/> * (Max 12 Char) Start number <input type="text"/> * (Max 12 Char)

## Text options:

**Text 1 Line** – Add marking. Text will be printed on every tag.

**NON-OFFICIAL SIDE MARKING: 1 LINE OF TEXT**

One Line Text	Text 1 <input type="text"/> * (max 12 char)
---------------	---

**Text 2 Lines** – Add marking. Text will be printed on every tag.

**NON-OFFICIAL SIDE MARKING: 2 LINES OF TEXT**

Two Lines of Text	Text 1 <input type="text"/> * (max 12 char)
	Text 2 <input type="text"/> * (max 12 char)

## Text over Management Number:

- Specify Text – Add marking. Text will be printed on every tag.
- Management number
- Same as Serial Number – NLIS Serial Number will be printed
- Specify Management Start Number – Add prefix & start number, when different to the NLIS Serial Number

**NON-OFFICIAL SIDE MARKING: TEXT OVER MANAGEMENT NUMBER**

Specify text	<input type="text"/> * (max 12 char)		
Management number	<input type="radio"/>	Same as NLIS Serial Number	
	<input type="radio"/>	Specify management start number	Prefix (optional) <input type="text"/> * (Max 12 Char) Start number <input type="text"/> * (Max 12 Char)

## Lamb Plan / Merino Select Tag Number:

- Specify two digit management number (printed next to serial number)
- **Digits entered will be printed the same on every tag, e.g. 230001 to 230100**

**NON-OFFICIAL SIDE MARKING: LAMB PLAN / MERINO SELECT NUMBER**

Specify two-digit management number (printed next to serial number)	<input type="text"/> * PLEASE NOTE: The digits entered in this box will be printed the same on every tag.
---	---

# Non-Official Side Marking Options - WA BRAND MARKINGS

## BRAND ONLY:

WA Brand – Specify Brand Marking

- Enter 3-character Brand
- If required, specify Lazy Letter Position

NON-OFFICIAL SIDE MARKING: BRAND ONLY			
WA Brand	Brand	<input type="text"/> * (max 3 char)	Lazy Letter Position <input type="text"/> * (1, 2 or 3)
	For example if the brand 'ABC' is entered and 'B' is the lazy letter enter position 2 in the Lazy Letter Position box		

## BRAND OVER MANAGEMENT NUMBER:

- Same as Serial Number – NLIS Serial Number will be printed
- Specify Management Start Number – Add prefix & start number, when different to the NLIS Serial Number

WA Brand – Specify Brand Marking

- Enter 3-character Brand
- If required, specify Lazy Letter Position

NON-OFFICIAL SIDE MARKING: BRAND OVER MANAGEMENT NUMBER			
Management number	<input type="radio"/>	Same as NLIS Serial Number	
	<input type="radio"/>	Specify management start number	Prefix (optional) <input type="text"/> * (Max 1 Char) Start number <input type="text"/> * (Max 5 Char)
WA Brand	Brand	<input type="text"/> * (max 3 char)	Lazy Letter Position <input type="text"/> * (1, 2 or 3)
	For example if the brand 'ABC' is entered and 'B' is the lazy letter enter position 2 in the Lazy Letter Position box		

## BRAND OVER TEXT:

WA Brand – Specify Brand Marking

- Enter 3-character Brand
- If required, specify Lazy Letter Position

**Text 1 Line** – Add marking. Text will be printed on every tag.

NON-OFFICIAL SIDE MARKING: BRAND OVER TEXT			
One Line Text	Text 1	<input type="text"/> * (max 12 char)	
WA Brand	Brand	<input type="text"/> * (max 3 char)	Lazy Letter Position <input type="text"/> * (1, 2 or 3)
	For example if the brand 'ABC' is entered and 'B' is the lazy letter enter position 2 in the Lazy Letter Position box		

Contact our friendly Customer Care Team

1300 138 247 | [www.allflex.com.au](http://www.allflex.com.au) | [allflexcs@msd.com](mailto:allflexcs@msd.com)



# Shopping Trolley

12. Select More Tags if you would like to add other order lines for this PIC. This will take you back to the Tag selection page.

### Shopping Trolley

Delete	Modify	Product Description	Details	Visual	Qty
D		Rapid sheep tag BLACK	Official Side - Male / Symbol: NORMAL / Management Number / NLIS Autoflow / Same as NLIS		20

\*\*\* Please note a Minimum Order Fee will apply to purchase orders under \$30.00(excl. GST), irrespective of destination.\*\*\*

Get Full Pricing
More Tags
Order Applicators
Cancel Order

13. Select Order Applicators if you would like to add an Applicator to the Order.

Add quantity, Select Order.

Applicators will be added to your shopping trolley.

	Rapidmatic Applicator (Suitable for Rapid and Superflex tags only)	<input type="text"/>
	Rapidtagger Applicator (Suitable for RapidID and Superflex tags only)	<input type="text"/>
	UTT3S Applicator (Suitable for 2 piece cattle, sheep and goat tags)	<input type="text"/>
	Identiplier (Suitable for 2 piece cattle, sheep and goat tags)	<input type="text"/>

14. Select Get Full Pricing to complete the order or Cancel to start the order again.

### Shopping Trolley

Delete	Modify	Product Description	Details	Visual	Qty
D		Rapid sheep tag BLACK	Official Side - Male / Symbol: NORMAL / Management Number / NLIS Autoflow / Same as NLIS		20

\*\*\* Please note a Minimum Order Fee will apply to purchase orders under \$30.00(excl. GST), irrespective of destination.\*\*\*

Get Full Pricing
More Tags
Order Applicators
Cancel Order



# Quotation / Order Confirmation

15. If you have an Allflex Quote or Promotion Number, enter it at Special Order Reference. Enter your Purchase Order Number in the Reseller Order Reference box.

Click Place Order

## Quotation

Your Quotation reference is **QUOTE0388676**. [Print](#) this quotation if required.

15

Special Order Reference	<input type="text" value=""/>	<b>use only for quotes and promotional codes</b>
Reseller Order Reference	<input type="text" value="1234"/>	<input type="button" value="Place Order"/>

Order Details			
PIC	TEST0000	Merchant	RURAL MERCH
Contact Ph		Input By	TEST-6/03/2024
Delivery Details			
Name	RURAL MERCH		
Address1	A TOWN		
Address2			
Suburb State	TOWN		
Postcode	2756		
Order Contents			
Product Description	Details	Visual	Qty
Rapid sheep tag BLACK	Official Side - Male / Symbol: NORMAL / Management Number / NLIS Autoflow / Same as NLIS		20

\* Freight will be additional & is by standard Australia Post. Contact Allflex if special (non-standard Australia Post) transport is required.

16. Your order has been finalised. Please keep note of the Allflex Order Ref or select Print for Order Confirmation.

## Confirmed Order Details

Thank you. The Order is confirmed. The Allflex Order Ref is **WBS0380759**. [Print](#) if required.

Order Details			
PIC	TEST0000	Merchant	RURAL MERCH
Contact Ph		Input By	TEST-6/03/2024
Name	First Last Name		
Address1	Property Address		
Address2			
Suburb State	Capalaba		
PostCode	4157		
Delivery Details			
Name	RURAL MERCH		
Address1	A TOWN		
Address2			
Suburb State	TOWN		
Postcode	2756		
Order Contents			
Product Description	Details	Visual	Qty
Rapid sheep tag BLACK	Official Side - Male / Symbol: NORMAL / Management Number / NLIS Autoflow / Same as NLIS		20

\* Freight will be additional & is by standard Australia Post. Contact Allflex if special (non-standard Australia Post) transport is required.

Contact our friendly Customer Care Team

1300 138 247 | www.allflex.com.au | allflexcs@msd.com



Automated emails will be sent confirming order approval and despatch, along with links to enable order tracking.

The Allflex Order Ref is **WBS0380841**.

### Order Details

PIC	TEST0000	Merchant	MERCHANDISE STORE
Contact Ph		Input By	ZZZZZ-8/03/2024
Name	First Last Name		
Address1	Property Address		
Address2			
Suburb State	Capalaba		
PostCode	4157		
PO Number	PO#		

### Delivery Details

Name	MERCHANDISE STORE
Address1	123 SMITH STREET
Address2	
Suburb State	TOWN
Postcode	4000

### Order Contents

Product Description	Details	Visual	Qty
Rapid sheep tag BLACK	Official Side - Male / Symbol: NORMAL / Management Number / NLIS Autoflow / Same as NLIS		100
Rapidtagger Applicator			1

\* Freight will be additional & is by standard Australia Post. Contact Allflex if special (non-standard Australia Post) transport is required.

## Updating account details.

1. To update your password or Email address, use the Profile Tab.
2. Re-enter Password, Click Change password.
3. Amend / Add Email, Click Change details



### Please Enter Producer's PIC

PIC  OK

Note all prices are GST exclusive  
TEST0000 is a test PIC. Users can enter dummy web orders using this PIC. Orders for this PIC will not be downloaded from the website and processed by Allflex.



### User Details

LOGIN NAME

OLD PASSWORD

NEW PASSWORD

**2** RE-ENTER PASSWORD  [Change Password](#)

FIRST NAME

LAST NAME

**3** EMAIL ADDRESS  [Change Details](#)

## Contact our friendly Customer Care Team

1300 138 247 | [www.allflex.com.au](http://www.allflex.com.au) | [allflexcs@msd.com](mailto:allflexcs@msd.com)

Copyright © 2024 Merck & Co., Inc., Rahway, NJ, USA and its affiliates. All rights reserved.

